

School of Allied Health Professions New Student Orientation

January 11, 2022



School of Allied Health Professions

Opening Remarks

Dean Cairo



Administration & Program Directors

Overview of HSC Schools

SAHP Administration

SAHP Programs & Directors

SAHP Clinic

Office of Student Affairs

Yudi Cazanas

Cristina Guillory

- Location/Procedures
- SAHP Student Handbook
 - Academic Calendar
- Course and Faculty Evaluations
- Student Government Association



Financial Aid Office

Patrick Gorman

- Budgeting & Financial Planning
 - Financial Aid Sources
 - FAFSA & Application Process
- Student Communication & the Financial Aid Office
 - Student Debt



Registrar's Office

Alicia Edwards

Academic Student Self Service
Registration

Location and hours of operation

ID cards

Email

Self-service portal

Enrollment verification

Transcripts

Degree verification

FERPA

Graduation



Bursar's Office

Michael Dauenhauer
Jose Cuevas

Contact Information:
Nobursar@lsuhsc.edu
(504) 568-4694



About us



The Bursar's Office is responsible of assessing tuition & fees, collecting payments and processing student refunds.

Bursar's Office website:

https://www.lsuhscl.edu/administration/accounting/bursar_operations.aspx

In addition, we assist our students with enrollment and cancellation of student health insurance provided by Blue Cross Blue Shield of LA.

For information on Student Health Insurance please visit:

<https://www.lsuhscl.edu/orgs/studenthealth/insurance/>

OFFICIAL MEANS OF COMMUNICATION

LSUHSC campus email is the official means of communication for the university.

It is imperative that you monitor your campus email account on a regular basis to make certain you are aware of requests made by any student services office.

Students receive an email each time a change is made to their records that could possibly affect tuition & fees due.

Bursar's Office E-Mail: nobursar@lsuhsc.edu

Tuition & Fees Due Date

Tuition payments are due by the first day of the semester, as published in the university catalog. <http://catalog.lsuhsoc.edu>

Please note the first day of the semester may not coincide with the first day you start classes.

It is the student's responsibility to monitor academic self-service to ensure tuition & fees are paid in a timely manner.

Payment options

In Person at the Bursar's Office –

→ By check, money order, or cashier's check. **(NO CASH)**

Checks should be made payable to LSUHSC

-OR-

Online via Academic Self Service –

<http://academicselfservice.lsuhs.edu/>



→ By ACH/E-Check

(requires account # & routing #)

-OR-

→ By Credit Card/Debit Card



For instruction on how to make a payment visit:

<https://www.lsuhs.edu/ps/support/docs/Academic%20Self%20Service/Student/Student%20Electronic%20Pay2020.pdf>

REGISTRATION FORMS

Registration forms are required for every academic year. They are due before the start of every fall semester and must be submitted via email prior to the start of classes.

Registration forms consist of two (2) forms + proof of insurance (if applicable); both forms must be submitted together. (One form will not be accepted without the other). The forms are called *optional fee checklist* and *student accident & sickness plan*.

Registration forms can be found on our website at:

https://www.lsuhsoc.edu/administration/accounting/bursar_registration.aspx

STUDENTS APPLYING FOR FINANCIAL AID

SHOULD BE AWARE OF THE FOLLOWING

1. Financial aid (Title IV funds) is received by the university and posted to your student account to pay tuition. You will receive an email when the financial aid funds are received by the University. Financial aid may only be used to pay for tuition and certain fees. All other fees require specific authorization to be paid from financial aid (e.g. fees requiring Title IV authorization are parking fees, student equipment & exam fees). Authorization is only required once. Title IV authorization will be applied through your entire academic progression at the university, including breaks in enrollment. You must complete the student electronic authorization in order to use Title IV aid to be applied to these fees. Fees requiring specific authorization will NOT be deferred if we do not have your authorization. Fees must be paid by the first day of the semester as it is published in the catalog. You will receive an email when the financial aid funds are received by the university.

For more information and to grant authorization please visit:

https://www.lsuhsu.edu/administration/accounting/bursar_registration.aspx

2. A student refund will be processed for any excess financial aid. We have partnered with “BankMobile” to facilitate getting your money to you sooner! Your student refunds are sent to you electronically. Please make sure you go to the following website to enroll:

www.refundselection.com

3. Enter your personal code from the green envelope or BankMobile email, then select how you would like to receive your money. Need a personal code? Visit the link below:

<https://www.vibeaccount.com/cardoffice/card/search/InitSearch.do>

YOUR GUIDE TO UNLOCKING REFUNDS.

Louisiana State University Health Sciences Center
has partnered with BankMobile to deliver refunds
and offer you smarter ways to manage that money.

HAVE QUESTIONS? VISIT REFUNDSELECTION.COM

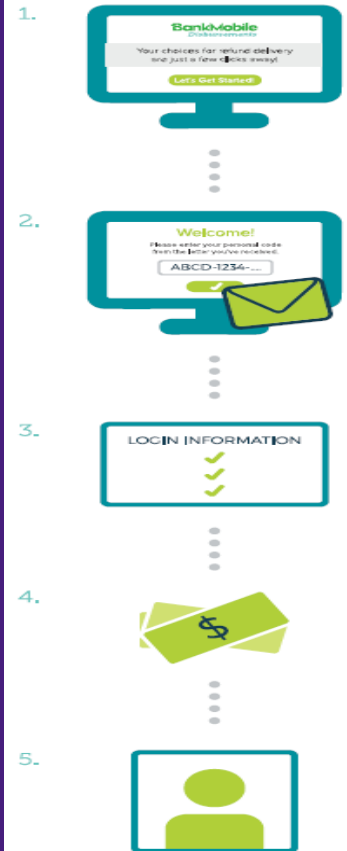
BankMobile
Disbursements

BankMobile is a Division of Customers Bank.

LSU
Health
NEW ORLEANS

To Get Started:

1. Go to RefundSelection.com
2. Enter your unique Personal Code from the green envelope.
3. Create your login information.
4. Select how you would like to receive your money.
5. Complete your profile.



CONTINUED...

4. If you received an award letter, from the financial aid office via email and have accepted your aid, then your account balance will be automatically deferred until your aid is received by the university.
5. If you have not received an award letter from the financial aid office (via email) then please VISIT OUR OFFICE TO request a written deferment. The deferment must be in place by the first day of the semester as it is published in the catalog or you will be subject to dismissal.

Note:

Financial aid applications are queued for review and award based on your free application for federal student aid (FAFSA) process date (the date a valid result available to LSUHSC was calculated by the federal processor). Most aid applicants meeting the priority process date will receive financial aid award notification prior to the start of the academic year. Those with later process dates normally receive financial aid award notification within two to three months of their FAFSA process date.

Priority dates are as followed:

Semester	Priority Deadline
Fall Enrollment	April 15
Spring Enrollment	November 15
Summer Enrollment	April 15

Office Hours & Locations

DOWNTOWN CAMPUS

433 Bolivar Street, Room 144
New Orleans, LA 70112
1st Floor of the Resource
Building

Phone: (504) 568-4694

E-Mail: nobursar@lsuhsc.edu

Hours of Operation:

Monday – Friday
8:00 AM – 4:00 PM

DENTAL CAMPUS

1100 Florida Avenue, Room 2102
New Orleans, LA 70119
2nd Floor of the Administration
Office

Phone: (504) 941-8104

E-Mail: nobursar@lsuhsc.edu

Hours of Operation:

Tuesday & Thursday
8:00 AM – 4:00 PM

Student Health

Viewing Health Record
Health Blocks
Paperwork

Lauren Davis, MD, Director

Phyllis Johnston, Student Health
Coordinator

Accessing Your Health Record


1. Go to the lsuhsc.edu website and click on myLSUHSC



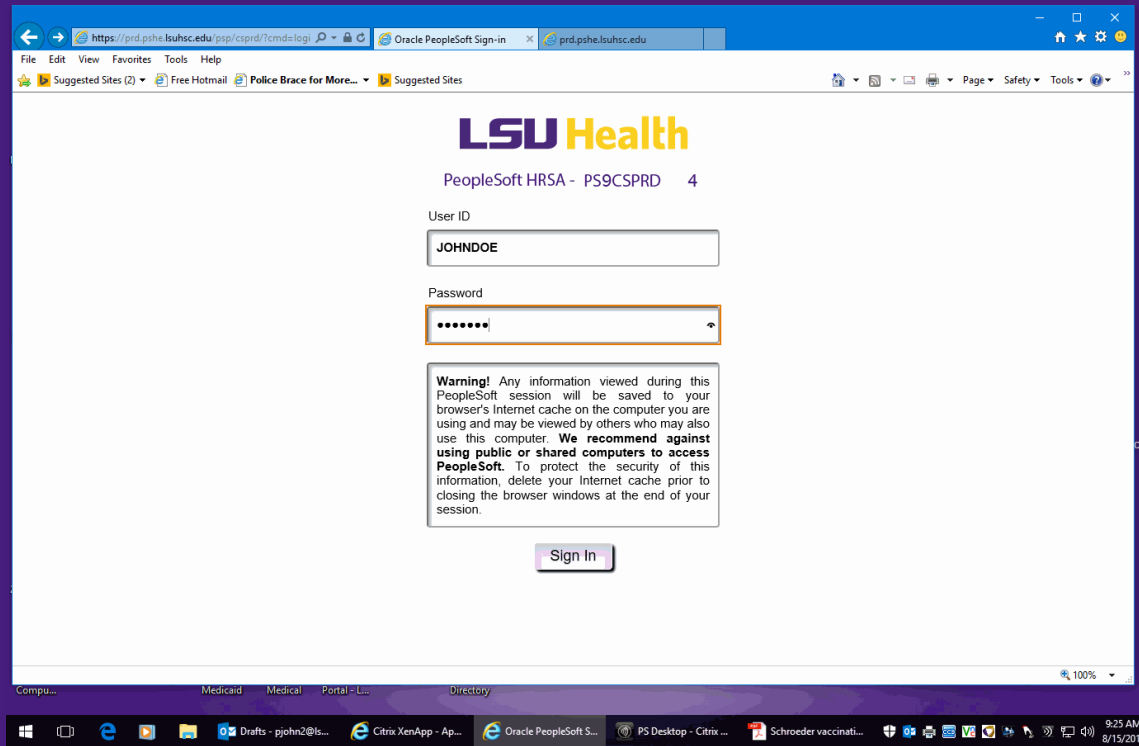
2. Click on Self Service

The screenshot displays the MyLSUHSC website interface. At the top, the browser address bar shows the URL <http://www.lsuhs.edu/myLSUHSC/>. The page header includes the date and time: Tuesday, August 15, 2017 9:21 AM | 87°F. A navigation menu on the left lists 'Information For' with sub-links for Faculty, Researchers, Residents, Staff, and Students. The main content area features a large banner image of a building with the text 'My LSUHSC' overlaid. Below the banner is a grid of 21 service icons. The 'Self Service' icon, which depicts a person at a computer, is highlighted with a yellow circle. Other icons include Citrix, Compliance Training, Dining, Discounts, Emergency Prep., Events / Signage, Facilities, Forms, Help Desk, Human Resources, Intranet, Library, Mobile Access, Moodle, Office 365, OWA Email, Pay Paw, Police, Policies, and Wellness Center. The bottom of the screen shows a Windows taskbar with several open applications, including 'Drafts - pjohn2@ls...', 'Citrix XenApp - Ap...', 'MyLSUHSC - Wind...', 'PS Desktop - Citrix ...', and 'Schroeder vaccinati...'. The system clock in the bottom right corner indicates 9:26 AM on 8/15/2017.

3. Click on Academic Self-Service



4. Input your LSUHSC username and password



The screenshot shows a web browser window displaying the LSU Health PeopleSoft HRSA login page. The browser's address bar shows the URL <https://prd.pshe.lsuhs.edu/gsp/csprd/7cmds:logi>. The page features the LSU Health logo at the top, followed by the text "PeopleSoft HRSA - PS9CSPRD 4". Below this, there are two input fields: "User ID" with the text "JOHNDOE" and "Password" with masked characters. A warning box is present below the password field, stating: "Warning! Any information viewed during this PeopleSoft session will be saved to your browser's Internet cache on the computer you are using and may be viewed by others who may also use this computer. We recommend against using public or shared computers to access PeopleSoft. To protect the security of this information, delete your Internet cache prior to closing the browser windows at the end of your session." At the bottom of the form is a "Sign In" button. The browser's taskbar at the bottom shows several open applications, including "Compu...", "Medicaid", "Medical", "Portal - L...", "Directory", "Citrix XenApp - Ap...", "Oracle PeopleSoft S...", "PS Desktop - Citrix...", and "Schroeder vaccinati...". The system clock in the bottom right corner indicates the time is 9:25 AM on 8/15/2017.

LSU Health

PeopleSoft HRSA - PS9CSPRD 4

User ID

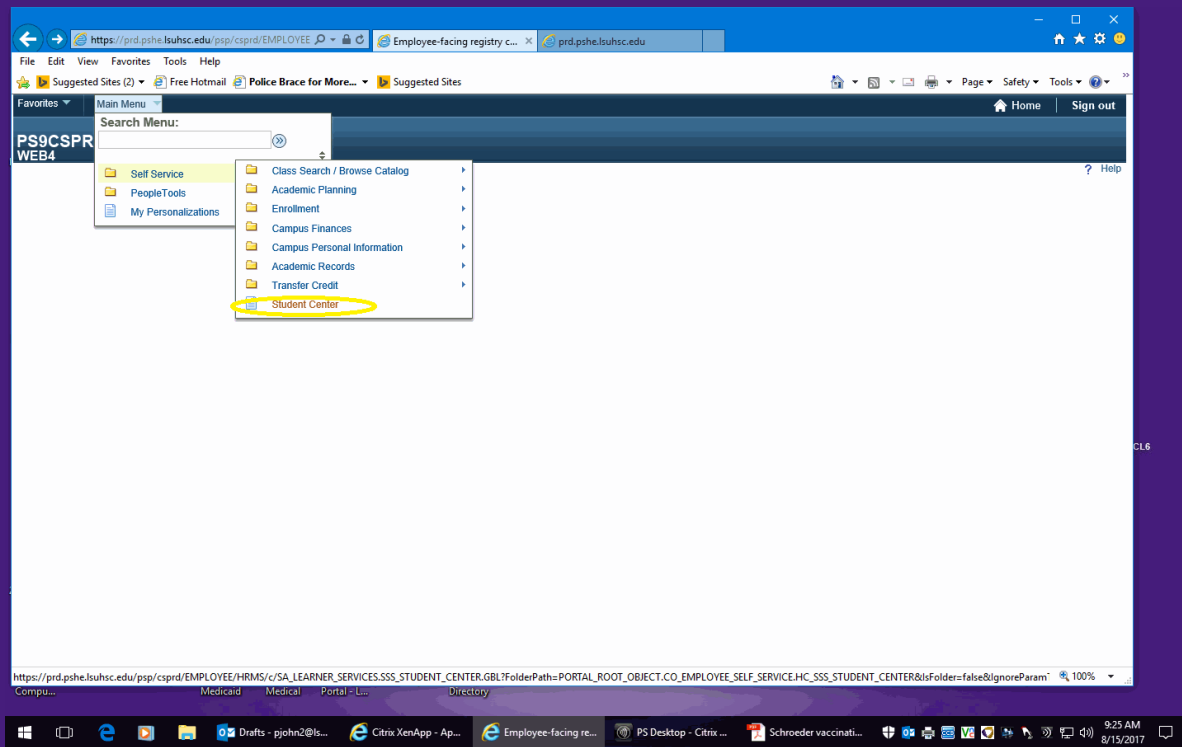
JOHNDOE

Password

Warning! Any information viewed during this PeopleSoft session will be saved to your browser's Internet cache on the computer you are using and may be viewed by others who may also use this computer. We recommend against using public or shared computers to access PeopleSoft. To protect the security of this information, delete your Internet cache prior to closing the browser windows at the end of your session.

Sign In

5. Go to Main Menu-->Self-Service-->Student Center



6. Scroll down and click on "health record" in the lower left-hand corner

The screenshot displays the PS9CSPRD WEB4 Student Center interface. The browser address bar shows the URL <https://prd.pshe.lsuhs.edu/psp/csprd/EMPLOYEE>. The page features a navigation bar with links like Home and Sign out. The main content area is divided into several sections:

- Academics:** Includes a search bar, a "This Week's Schedule" table, and a "SEARCH FOR CLASSES" button.
- Finances:** Includes a "My Account" section with links for Account Inquiry and View/Print Invoices, and a "Financial Aid" section with links for View Financial Aid, Accept/Decline Awards, and Report Other Financial Aid.
- Personal Information:** Includes a "Contact Information" section.

The "This Week's Schedule" table lists the following classes:

Class	Schedule
NURS 4352-0001 CRQ (10044)	Tu 10:00AM - 1:00PM Room: TBA
NURS 4357-0001 CRQ (10046)	Mo 9:00AM - 12:00PM Room: TBA
NURS 4358-0001 CRQ (10047)	Room: TBA
NURS 4362-0001 CRQ (10045)	Room: TBA
NURS 4372-0001 CRQ (10063)	Room: TBA

The "Financial Aid" section shows the following information:

Account Summary

You owe **2,500.00**.

- Due Now: 0.00
- Future Due: 2,500.00

Currency used is US Dollar.

The "Personal Information" section includes a "Contact Information" subsection.

Health Blocks

- It is your responsibility to maintain an up-to-date health record
- 30 day reminder emails **warn** of upcoming health blocks (they DO NOT mean that you have a block yet)
- Health blocks prevent you from registering for classes

Contact Us

- Turn in records and forms for signature to:
Student Health Services Office
Mrs. Phyllis Johnston
Student Health Coordinator
2020 Gravier St., 7th Floor, Rm 789
Hours: 8:00 a.m. to 4:30 p.m.
(504) 525-4839
Email: studenthealthstaff@lsuhsc.edu or
pjohn2@lsuhsc.edu
Fax: (504) 777-2922

LSUHSC Campus Assistance Program

CAP Services

Stress & Depression Screening

APRIL (Academic Performance Resources in
LSUHSC-NO)

Peer Advocate Liaison Program

Policies of Interest to Students

LSUHSC Drug Testing Program

Campus SaVE / Title IX



Auxiliary Enterprises

Parking Services, Dining Services,
Student Housing, Bookstore,
Campus Printing & Pay Paw Card,
Wellness Center,
Campus Technology & Supply Store



Parking Services – 1 of 2

- Registration Requirements
- Fees - gate card fee for first time parkers \$25
Commuter Fee effective for:
Fall semester - lot fee \$125, Student Housing lot \$155
Spring semester - lot fee \$80, Student Housing lot \$95
Summer semester - lot fee \$45, Student Housing lot \$55
- Parking rules and regulations
- Online parking information:
<http://www.lsuohsc.edu/administration/ae/parking.aspx>
- Follow us on Twitter @LSUHSCN_Parking
- Information: 568-4884



Online Parking Portal

- <https://lsuhscnolaparking.t2hosted.com/Account/Portal>
- Affiliated Login with your University login ID and Password
- Under Permits drop down, select Get Permits
- Select your permit option and vehicle information
- If you have added parking fees on your Optional Fee Form submitted to the Bursar then select Bursar Student Fees as payment method before selecting Pay Now. Otherwise you may pay by credit card. (Please do not pay by credit card if you added the fees to your student fee bill account).
- Please review the parking regulations (summary on last page).

Parking Services – 2 of 2



LSUHSC DOWNTOWN CAMPUS MAP NEW ORLEANS, LOUISIANA



BUILDING LIST

- 1 CLINICAL EDUCATION BUILDING
- 2 STUDENT RESIDENCE HALL
- 3 MEDICAL EDUCATION BUILDING
- 4 ALLIED HEALTH/SCHOOL OF NURSING
- 5 HUMAN DEVELOPMENT CENTER
- 6 CENTRAL UTILITY PLANT
- 7 LIBRARY, ADMIN. & RESOURCE CENTER
- 8 LION'S EYE CENTER
- 9 MLT CLINICAL SCIENCES & RESEARCH BUILDING
- 10 SISTER STANISLAUS RESIDENCE HALL
- 11 LSUHSC FOUNDATION BUILDING
- 12 CENTER FOR ADVANCED LEARNING AND SIMULATION
- 13 LOUISIANA CANCER RESEARCH CENTER
- 14 DELGADO BUILDING
- 15 BUTTERWORTH BUILDING
- 16 L&M BUILDING
- 17 DIBERT BUILDING
- 18 SETON BUILDING
- 19 POWER PLANT
- 20 UMC DIAGNOSTICS & TREATMENT BUILDING
- 21 UMC INPATIENT BED TOWER NO. 1
- 22 UMC INPATIENT BED TOWER NO. 2
- 23 UMC INPATIENT BED TOWER NO. 3
- 24 UMC AMBULATORY CARE BUILDING
- 25 UMC CENTRAL PLANT
- 26 LSU HEALTH PERDIDO CLINIC
- 27 STEAM PLANT
- 28 CHARITY HOSPITAL

PARKING FACILITIES

- 29 GRAVIER PARKING GARAGE
- 30 ROMAN PARKING GARAGE
- 31 STUDENT LOT NO. 1
- 32 STUDENT LOT NO. 2
- 33 STUDENT LOT NO. 3
- 34 RESIDENCE HALL LOT
- 35 T LOT
- 36 UMC PARKING GARAGE
- 37 S. JOHNSON ORANGE LOT
- 38 PERDIDO LOT
- 39 BROWN LOT
- 40 PURPLE LOT
- 41 GREEN LOT
- 42 I-10 LOT 1
- 43 I-10 LOT 2
- 44 I-10 LOT 3
- 45 PERDIDO PATIENT LOT
- 46 1542 GARAGE

LEGEND

- LSUHSC
- UNIVERSITY MEDICAL CENTER
- PARKING



Dining Services

- **Cafeteria** – Located on the 3rd floor of the Medical Education Building.
Hours: Monday – Friday, 7:00 am – 10:00 am Breakfast, 11:00 am to 1:30 pm Lunch.
- **Coffee Kiosk** – Located outside Library, RCB 3rd floor. Hours: Monday – Friday, 7:00 am – 2:00 pm (subject to change in the future).
- **Vending Machines**
- Like us on **Facebook** under LSUHSC New Orleans Tiger Den Café. Follow us on **Twitter** @LSUHSCTIGERDEN
- We welcome any comments or suggestions to be made via the comments link under Dining Services on the LSUHSC website.



Student Housing

- Residence Hall
- To begin housing application process, submit application located here:
<http://www.lsuhsu.edu/administration/ae/housingapp.aspx>
- Questions: aehousing@lsuhsc.edu or 568-2289



Bookstore

- Resource Center Building, 2nd floor
Open: Weekdays from 9am-4pm
- Books, Supplies, Instruments, Snacks and Drinks
- LSU/LSUHSC merchandise and gifts
- Lab Coats and Scrubs
- Questions: 568-2504 / aehsb@lsuhsc.edu
- <https://www.lsuhsb.edu/administration/ae/hsb.aspx>



Campus Printing/Pay Paw Card

- Printing around campus: Allied Health / Nursing Building, MEB, Library (including color printing) - can be charged to Pay Paw Card
- Debit card service using your LSUHSC ID
- Add funds in Bookstore, online or VTS machine located in the downtown campus Library.
- On campus use: Bookstore, Dining Services, Coffee Kiosk, vending machines and campus printing
- For more information on Pay Paw visit the website below

www.lsuhs.edu/administration/ae/paypaw.aspx

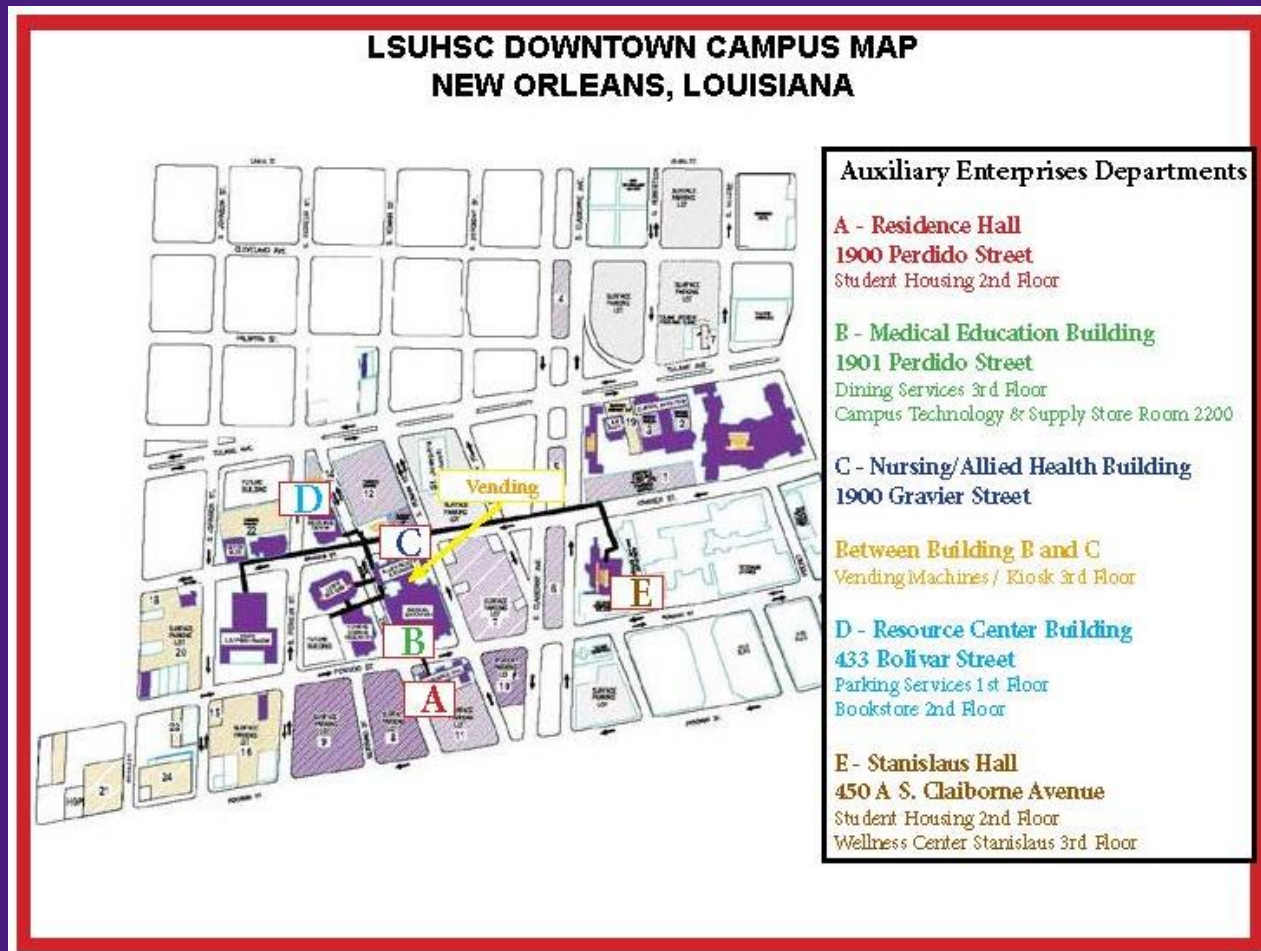


Campus Technology & Supply Store

- **Computer Service:** Repair of all computers (Authorized Repair Center for Dell and HP) and peripheral equipment. Data recovery services. 1901 Perdido (Medical Education Building), Room 4221 • aetech@lsuhsc.edu • 568-4456
- **Computer Sales:** Cat6 cables, flash drives, software, backup batteries, keyboards, surge protectors, and mice – among other computer related items. 1901 Perdido (Medical Education Building), Room 2200 • aectss@lsuhsc.edu • 568-4447
- **Duplicating Services:** Poster printing; copying – including onto dissertation/thesis paper; ancillary services like binding, laminating, cutting, etc. 1901 Perdido (Medical Education Building), Room 2200 • aegraphics@lsuhsc.edu • 568-2565
- Open 8 am until 4 pm weekdays



Auxiliary Enterprises Locations



LSUHSC WELLNESS CENTER

Hours of Operation

Monday-Friday
7:00 am– 6:00 pm

Saturday and Sunday
Closed

Stanislaus Hall 3rd and 4th floor
450-A South Claiborne Ave
wellness@lsuhsc.edu

Phone: 504-568-3700

Fax: 504-568-3720



Amenities

- Cardiovascular Equipment
- Selectorized Equipment
- Free weight Equipment
- Multipurpose Room
- Lounge Area
- Free Fitness Assessments and Exercise Orientations-
 - * By appointment only.
- Lounge Area
- Locker Rooms with Showers and Saunas



CARDIOVASCULAR EQUIPMENT

- Precor AMT*
- Precor Ellipticals*
- Precor Treadmills*
- Concept II Rowers*
- Indoor Cycling Bikes*
- Recumbent and Upright bikes*



SELECTORIZED ROOM



Circuit Training Area

Dumbbells

Kettlebells

Bosu Balls

Bosu Balance Trainers

Medicine Balls


Machines



FREE WEIGHT ROOM



- Benches*
- Leg Press*
- Prone Leg Curl*
- Various Dumbbells and Plates*
- Power Rack*



PILATES REFORMER



- Sign up required – Coming Soon
- Mat exercises using Reformer machines.
- Great for flexibility and core
- Rehabilitative properties



LOUNGE AREA

–Wireless Internet

–Flat Panel LDC– HDTV

–Locker Rooms with Showers and Saunas




SERVICES

Fitness Assessments

Weekly Group Exercise Classes

Exercise Orientations

Appointments are required for fitness assessments and exercise orientations. Email Nijel Baron – nbaron@lsuhsc.edu



Campus Federal

The Campus Federal Difference

At Campus Federal, we strive to make a difference in our members' lives and provide more than financial services. Where family, community, LSU and Louisiana culture run deep. Your association with the **School of Allied Health** makes you eligible to experience the Campus Federal difference and our many benefits.



Serving the LSU community since 1934

Campus Federal




Products and Services

- ✓ Checking & Savings Accounts
 - Young Adult Checking
 - Lagniappe
- ✓ Mastercard® Prestige & Rewards
- ✓ Loans
 - Mortgages
 - Home Improvement
 - Auto, RV, and Boat
 - Signature
- ✓ Co-Op Shared Branches

CampusFederal.org

Campus Federal



Louisiana's Top Business Credit Union

- ✓ Checking Accounts
- ✓ Savings Accounts
- ✓ Loans
 - Real Estate
 - Practice
 - Equipment
- ✓ Merchant Services

CampusFederal.org

Campus Federal

We are here for you with 24/7 access to secure Online and Mobile Banking and our newly expanded video teller hours for our Campus Connect™ Interactive Teller Machines (ITMs) to serve you when you need us most, wherever your financial journey takes you.




24/7 Access to Secure Digital Banking

- ✓ Online and Mobile Banking
- ✓ Bill Pay
- ✓ Campus ClickSM Mobile Deposit
- ✓ Mobile Wallet
- ✓ Account Transfers

CampusFederal.org

Campus Federal



Free Online Financial Education Tool


- ✓ Managing Your Spending
- ✓ How to Improve Your Credit
- ✓ Paying for Student Loans/Paying for Education

CampusFederal.org

Campus Federal



Convenient Locations

- ✓ **Resource Branch**
433 Bolivar Street, 2nd floor
- ✓ **BioDistrict Branch**
2200 Tulane Avenue
 - ✓ Drive-Thru Campus Connect
Interactive Teller Machines
ITM/ATMs
- ✓ **Allpoint Network** 
Expanded access to cash at 55,000 ATMs
in premier retailer locations like Target,
CostCo, Walgreens, CVS & more

CampusFederal.org

UNIVERSITY POLICE



William Joseph
Chief of Police



Identification Card

- Your ID should be visibly displayed.
- Helps University Police to quickly identify who belongs on Campus.
- If your ID is lost/stolen replace it immediately.
- Allows access to buildings, walkways and wellness center.
- If you find an ID card turn it into University Police.
- DO NOT allow anyone to piggyback with you



Campus Access

- The campus is open to the public Monday - Friday 7:00am - 6:00pm.
- All students, faculty, and staff have 24-hour access to buildings with LSUHSC-NO ID card, through designated entrances.
- Use of Surveillance Cameras- UPD uses a series of cameras to monitor LSUHSC-NO parking lots, garages, the Walkway to Wellness, and all buildings.

Campus Crime Prevention Guide

If you

SEE

something

SAY

something



Now your phone is even smarter.

With **uTip**

It's a crime fighter!

Report suspicious activity or summon help fast, quietly & safely.

- Text 79516
- Start your message with LSUHSC

Your text alerts University Police

Learn more at <http://www.lsuhsu.edu/alerts>

Report anything suspicious to
University Police
568-8999

Reporting Crimes or Emergencies

ON CAMPUS

- If you are in an emergency situation, the victim of a crime, or witness any criminal activity or suspicious behavior, you are urged to notify University Police at 504-568-8999.

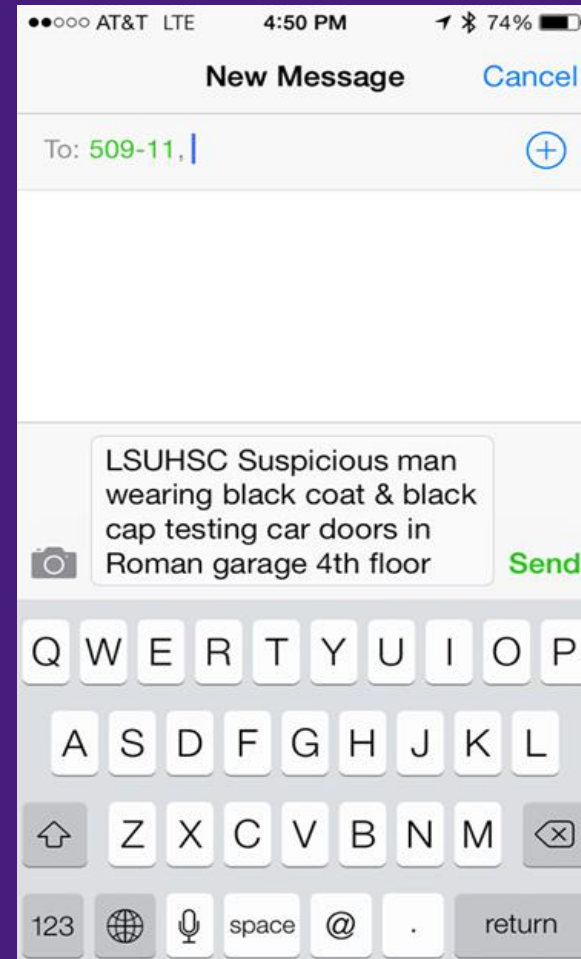
uTIP

- University Police can be notified by using cellular devices. By using this service normal text message rates through your cellular provider will apply.

To Send a Tip

Text 79516 and begin your message with LSUHSC followed by a space

- **University Police will not be notified if your text does not begin with LSUHSC followed by a space**
- **You will receive a text to notify you that the text has been received by uTip**



LSU Shield

We've got your back...

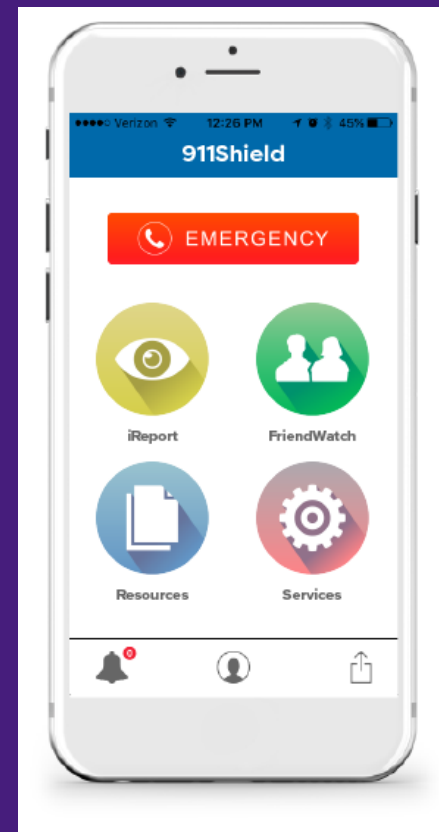
LSU Shield connects you directly to us in emergency and non-emergency situations

Saves time...

Enables easy access to campus resources and services as well

Doesn't cost a thing...

Absolutely FREE to download and use

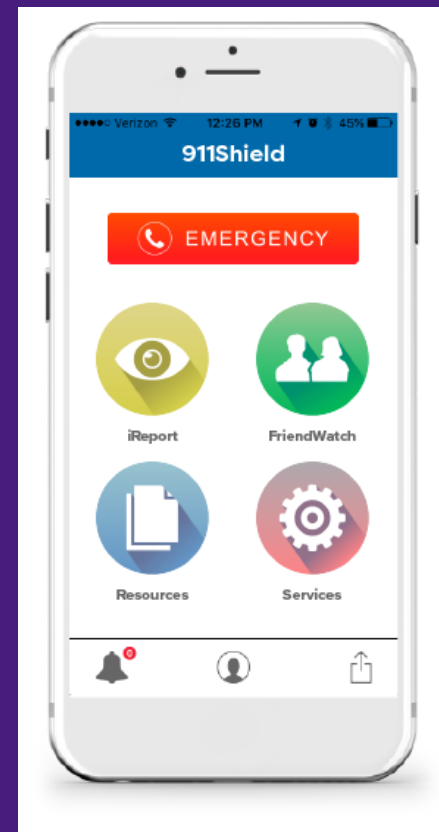


LSU Shield

When the **Emergency** feature is used, campus police is called

Your location will be shared only when using the **Emergency** feature, or when you allow access to your location while using other features

You are NOT being tracked at all times

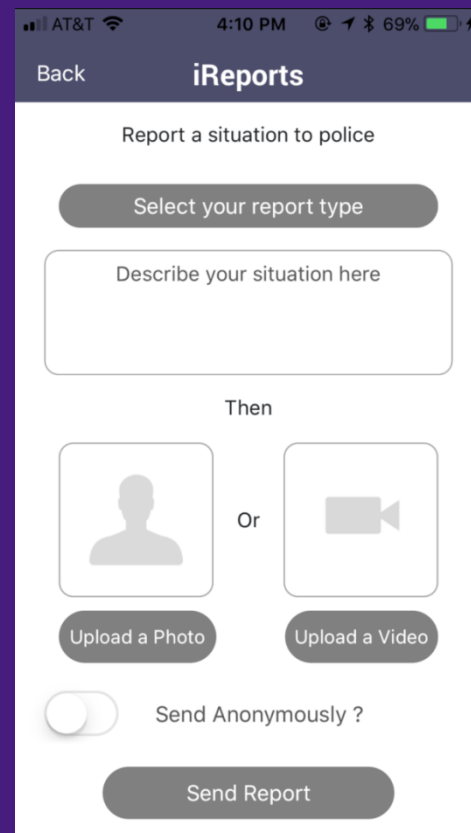


LSU Shield

iReports enables you to send text, photo and video tips of non-emergencies to campus police

Use **iReports** to share crime tips, service needs or suspicious activity

iReports can be used **anonymously**



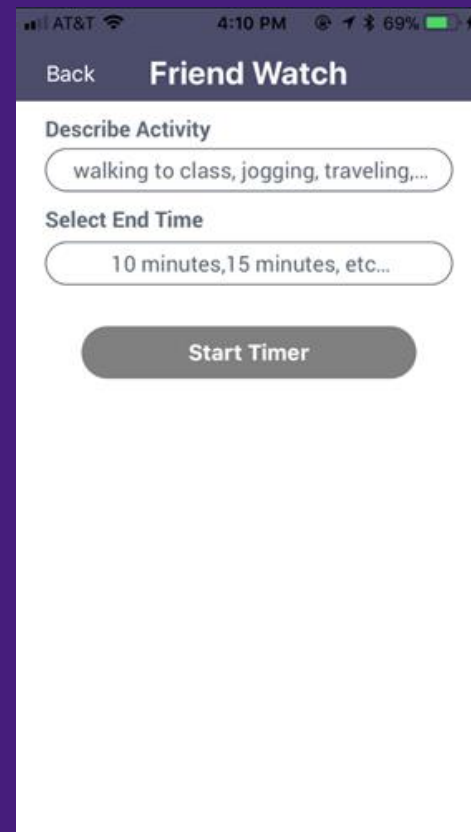
The screenshot shows the iReports mobile app interface. At the top, the status bar displays 'AT&T', signal strength, time '4:10 PM', location services, and battery level '69%'. The app header has a 'Back' button and the title 'iReports'. The main content area starts with the instruction 'Report a situation to police'. Below this is a button labeled 'Select your report type'. A text input field follows with the placeholder 'Describe your situation here'. Underneath the input field is the word 'Then'. Below 'Then' are two options: a person icon with the button 'Upload a Photo' and a video camera icon with the button 'Upload a Video', separated by the word 'Or'. At the bottom, there is a toggle switch for 'Send Anonymously ?' and a final button labeled 'Send Report'.

LSU Shield

Friend Watch enables you and your friends to watch out for each other

With **Friend Watch**, enter the activity and end time to begin a countdown... enter your passcode before 0:00 or Safety Check contacts are notified

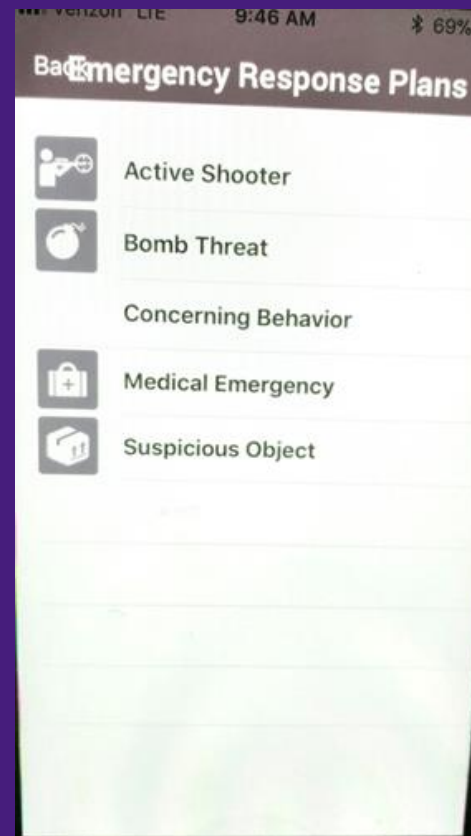
Use **Friend Watch** while walking to / from your car, social functions, class, etc.

A screenshot of a smartphone screen displaying the 'Friend Watch' app. The status bar at the top shows 'AT&T', signal strength, Wi-Fi, time '4:10 PM', location, and battery level '69%'. The app has a dark header with a 'Back' button and the title 'Friend Watch'. Below the header, there is a section 'Describe Activity' with a text input field containing 'walking to class, jogging, traveling,...'. Underneath is a 'Select End Time' section with a text input field containing '10 minutes, 15 minutes, etc...'. At the bottom, there is a large grey button labeled 'Start Timer'.

LSU Shield

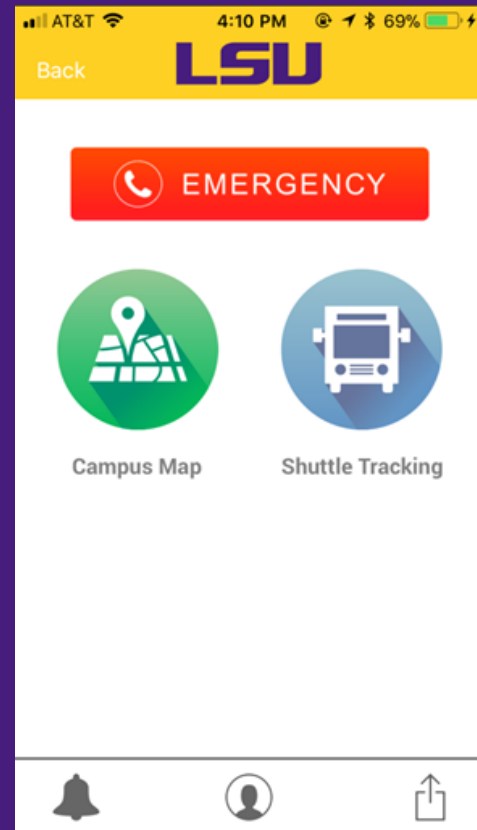
Emergency Response Plans enable you to quickly call up information about how you should respond to an emergency.

The **Emergency Response** button takes you to plans for different types of emergencies.



LSU Shield

The **Services** button takes you to icons for campus maps and the UMC shuttle schedule.



LSU Shield



Health

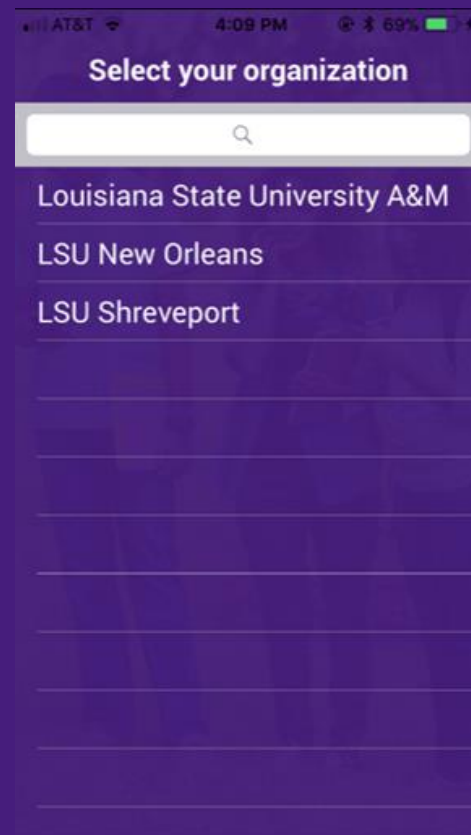
LSU Shield

After you download the app, swipe to start program your personal settings.



LSU Shield

Select **LSU New Orleans** as
your organization.



LSU Shield

Select **your group** and
continue

The screenshot shows the LSU Shield mobile app interface. At the top, the status bar displays 'AT&T', '4:09 PM', and '69%' battery. The app title 'LSU Shield' is at the top. Below it, the heading 'Select your organization' is followed by a search bar. Two options are listed: 'Louisiana State University A&M' and 'LSU New Orleans' with a checkmark. Below this, a paragraph explains: 'LSU Shield allows you to receive safety alerts from the police. Select the appropriate group(s) below to begin receiving alerts.' This is followed by the heading 'Select notification group(s)' and three checkboxes: 'Faculty', 'Staff', and 'Students'. A 'Continue' button is at the bottom.

AT&T 4:09 PM 69%

Select your organization

Search

Louisiana State University A&M

LSU New Orleans ✓

LSU Shield allows you to receive safety alerts from the police. Select the appropriate group(s) below to begin receiving alerts.

Select notification group(s)

☐ Faculty

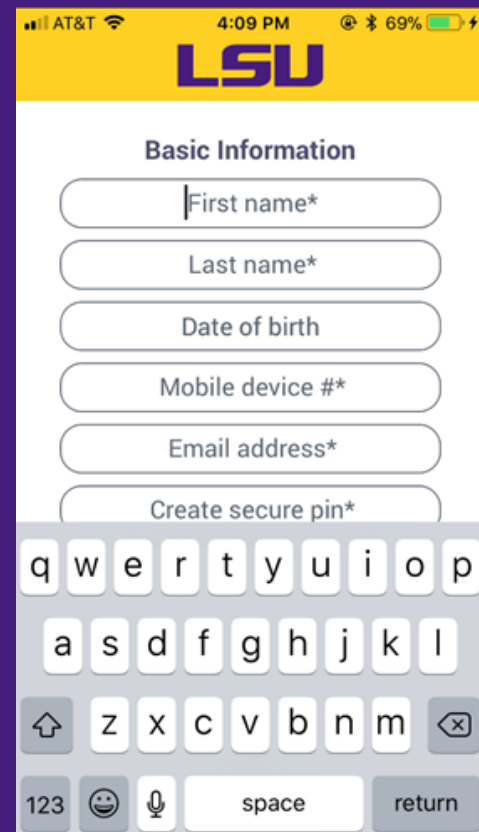
☐ Staff

☐ Students

Continue

LSU Shield

Complete your **Basic Information**. You will then have the option to add more information. Add as much or as little as you would like.



The screenshot shows the LSU Shield app interface on a mobile device. The status bar at the top indicates AT&T service, 4:09 PM, and 69% battery. The app's header is yellow with the LSU logo. Below the header, the section is titled "Basic Information". There are six input fields, each with a label and an asterisk indicating it is required: "First name*", "Last name*", "Date of birth", "Mobile device #*", "Email address*", and "Create secure pin*". A standard iOS-style keyboard is visible at the bottom of the screen.

LSU Shield

The **LSU Shield** app is one of the free safety tools the university offers to put safety at your fingertips and allow you to get help quickly.


The **LSU Shield** app works best with access to your **location** allowed and **WiFi** on.



Report Emergency

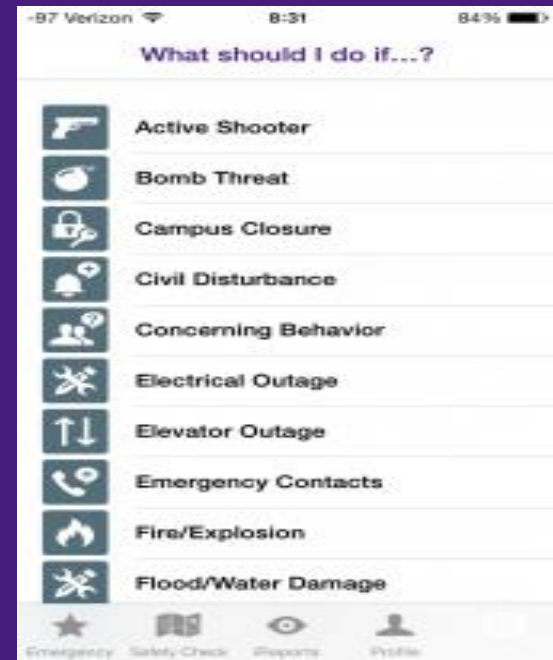
iReport

- Users may submit non-emergency reports to LSUHSC-NO Police: Suspicious Person, Theft, Drug use, concerning behavior, vandalism and other inquiries.




What to Do

- Helpful information is located here to assist users with response procedures for various incident types.



LSU Health Sciences Website

From the LSUHSC-NO website at www.lsuhschool.edu/ click on the police icon  located at the bottom of the homepage under “Events and Campus Resources” to find more information, phone numbers, and other important information regarding University Police.



Rape Aggression Defense (R.A.D)

- University Police conducts R.A.D classes geared to female faculty, staff, and students.
- Each student will be provided with a workbook/reference manual. Please call 568-2156 or 568-8270 for more information.
- Sexual Assault is any type of sexual conduct or behavior that occurs without the explicit consent of the recipient.
- If the assault occurred on campus, call the LSUH-NO police department at 568-8999. If the assault occurred off campus, call the New Orleans Police Department by dialing 911, or the Rape Crisis Center at 504-482-9922.

Tips for a Safer Workplace

- Never leave anything of value unattended and unsecured (i.e. laptops, purse/wallet, cell phone, important documents). If you leave your office or work space, be sure to lock up belongings or put them in a secure place until you return.
- If you notice any suspicious persons or vehicles notify University Police immediately by calling (504) 568-8999.

Active Shooter

Active Shooter

For Students	For Faculty & Staff
<ul style="list-style-type: none">• <u>Shots Fired</u> - Student Video<ul style="list-style-type: none">◦ <u>Captioned</u> Version• <u>Shots Fired</u> - Student pdf• <u>Shots Fired</u> - Student powerpoint	<ul style="list-style-type: none">• <u>Shots Fired</u> Video<ul style="list-style-type: none">◦ <u>Captioned</u> Version

- For more Active Shooter information please refer to LSUHSC-NO website the LSUHSC-NO website at www.lsuhschool.edu/ click on the Campus Police icon, then click on Active Shooter.
- We encourage you to review videos and trainings available to students and faculty.
- Use your LSU user ID and password to access trainings.

Welcome aboard!

- On behalf of The University Police Department and Chief William Joseph

QUESTIONS AND ANSWERS

Environmental Health and Safety Emergency Preparedness

Student Orientation



EH&S Training

- Safety and Emergency Response training is provided to all new faculty, students, and staff via the on-line Knowledge Delivery System.
- Some highlights from the Emergency Response training are provided on the following slides.



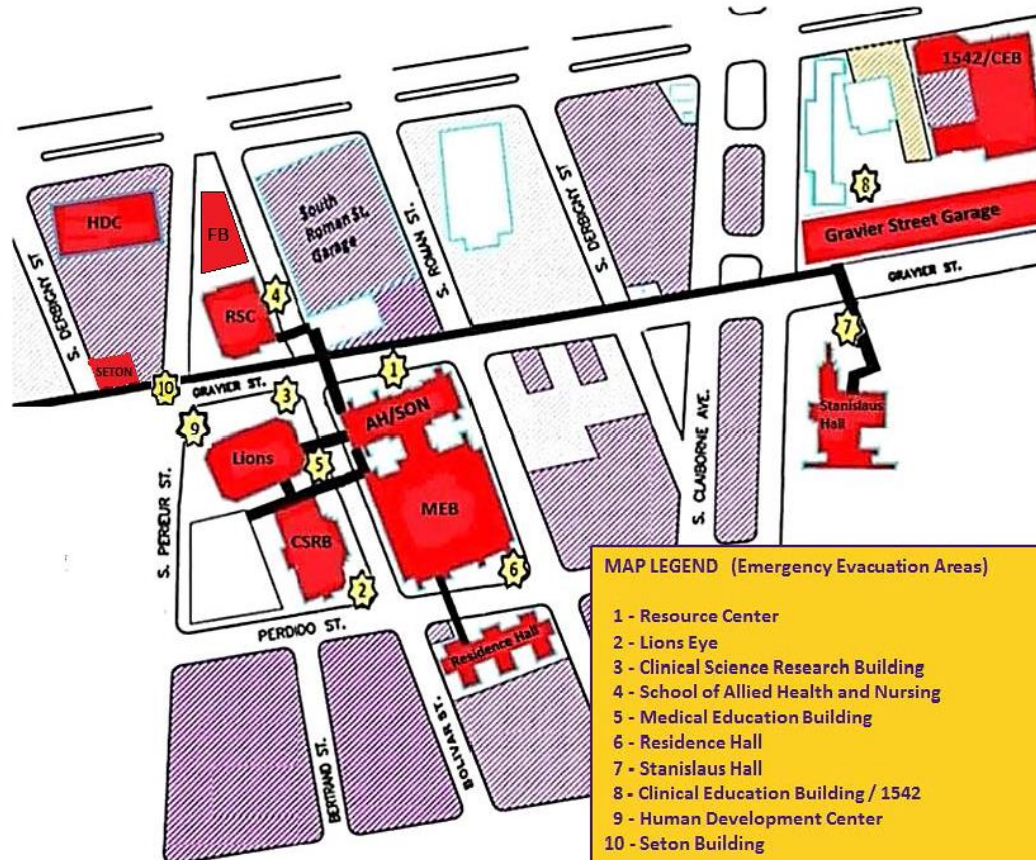
Emergency Preparedness

- Hurricanes
 - Have a personal evacuation plan
 - Vacate campus six hours prior to closure
 - If the University is closed, await official notification that the University has opened before returning to campus.
- Understand Shelter in Place vs. Evacuate. Evacuation areas for Downtown Campus buildings shown on the next slide.



Emergency Evacuation Areas

Downtown



MAP LEGEND (Emergency Evacuation Areas)

- 1 - Resource Center
- 2 - Lions Eye
- 3 - Clinical Science Research Building
- 4 - School of Allied Health and Nursing
- 5 - Medical Education Building
- 6 - Residence Hall
- 7 - Stanislaus Hall
- 8 - Clinical Education Building / 1542
- 9 - Human Development Center
- 10 - Seton Building



Text Alert System

- Alert notifications related to dangerous or threatening situations or conditions.
- Used in conjunction with digital signs, phone trees and email.
- Encouraged but not mandatory. You must opt in to receive alerts.
- The following slides show how to navigate to the Omnialert sign-up page.



Text Alert System

LSU Health
NEW ORLEANS

Careers | Contact | Donate | Quicklinks ▾

🏥 Patient Care

🏠 Allied Health Professions 🏠 Dentistry 🏠 Graduate Studies 🏠 Medicine 🏠 Nursing 🏠 Public Health

Prospective Students ▾ Patient Care / Visitors ▾ Alumni and Donors ▾ Research ▾ **MyLSUHSC** Campus Info ▾



Research

7 Strategic Research Areas

Follow

NEWS

🐦

f

📷

▶

Give

📅

Events

👤

Chancellor

🛡️

Police

☎️

Hotlines

🎓

Accreditation

Resources

Disclaimer

© 2017 LSU Health New Orleans

Privacy Policy



Text Alert System

LSU Health
NEW ORLEANS

Careers | Contact | Donate | Quicklinks▼

⚕ Patient Care






















🏢 Allied Health Professions 🏢 Dentistry 🏢 Graduate Studies 🏢 Medicine 🏢 Nursing 🏢 Public Health

Wednesday, March 22, 2017 2:28 PM | 73°F

Information For

- Faculty
- Researchers
- Residents
- Staff
- Students

My LSUHSC


 Citrix	 Compliance	 Dining	 Discounts	 Emergency Prep.	 Events / Signage	 Facilities
 Forms	 Help Desk	 Human Resources	 Intranet	 Library	 Mobile Access	 Moodle
 Office 365	 OWA Email	 Pay Pw	 Police	 Policies	 Self Service	 Wellness Center


Sign In





Disclaimer © 2017 LSU Health New Orleans Privacy Policy

Text Alert System



Careers | Contact | Donate |  Quicklinks ▼

 Patient Care

 Allied Health Professions  Dentistry  Graduate Studies  Medicine  Nursing  Public Health

Wednesday, April 22, 2020 10:36 AM | 77°F

Report Emergency

Campus Police

LSU Shield Mobile App

uTip (Text Campus Police)

Emergency Preparedness

Alert Signup (SMS text)

Emergency Alert System

Emergency Procedure CM-51

Emergency Response Actions

Evacuation Guide

Outbreaks

Active Emergency Resources

Contact Registry

Shut Down Status

Start Up Status

Administrative Links

Emergency Response Plan

Alert Resources

EMERGENCY ALERTS

In the event of a crisis situation, LSU Health Sciences Center New Orleans will communicate vital information as quickly and efficiently as possible in order to provide the greatest safety for our students, faculty, and staff. Reference the "Stay Informed" section below the left side menu of this page to learn how to stay informed during a crisis.

There is no emergency at this time. Information will be provided here in the event of an emergency.



Text Alert System



**Louisiana State
University Health
Sciences Center**

**LSU Health New
Orleans Alerts**


Login or sign-up for alerts from LSU Health New Orleans

Login

[Forgot username?](#)

[Forgot password?](#)





INTERPROFESSIONAL EDUCATION AT LSUHSC-NEW ORLEANS

Office of
Interprofessional Education &
Collaborative Practice (CIPECP)

INTERPROFESSIONAL EDUCATION (IPE)

“When students from two or more professions learn from, about and with each other” (WHO, 2010)

IPE is a national and international movement in health education





INTERPROFESSIONAL EDUCATION (IPE)

Centralized office

- Center for Interprofessional Education and Collaborative Practice (CIPECP)
 - Director – Dr. Tina Gualdo
 - Coordinator – Mina Hogan
 - 6 Faculty representing each School
 - Allied Health Professions – Dr. John Zamjahn
 - Medicine – Dr. Shane Sanne
 - Graduate Studies – Dr. Scott Edwards
 - Nursing – Colette Baudoin
 - Dentistry – Heather Allen
 - Public Health – Dr. Susanne Straif-Bourgeois



INTERPROFESSIONAL EDUCATION COLLABORATIVE (IPEC)



4 National Competencies:

- Values/Ethics for Interprofessional Practice
- Roles/Responsibilities
- Interprofessional Communication
- Teams and Teamwork



INTERPROFESSIONAL EDUCATION (IPE)

Settings: classroom, laboratory, high-fidelity simulation labs, clinical environments, community-based environments

Small-scale experiences: occurs within 2-3 programs

Large-scale experience: 2 year longitudinal IPE experience for 1st and 2nd year students. 60 student groups meet 6 times a year on 1 Monday a month from 4:00-4:50pm (1st year students) or 5:10-6:00pm (2nd year students) on the downtown campus.

- Team Up is embedded within a required course in all curricula and there is a required orientation



LEARN MORE AND GET INVOLVED

Website: LSUHSC Homepage

My LSUHSC

Students

Interprofessional Education



LSU Center for Interprofessional Education and Collaborative Practice

Education and Collaborative Practice (CIPECP)

Team Up

Resources

Interprofessional Student Alliance (IPSA)

Clinical Resources

InterProfessional Student Alliance (IPSA) email: ipsa@lsuhsc.edu


2019-2020 IPSA Board Officers

- Dentistry - Amber Kreko
- Graduate Studies - Muhammad Farooq
- Medicine - Haley Knight
- Nursing - Denisha Pittman
- Public Health - Thanh Nguyen

About IPSA:

In 2011, Jarrett Pytell, a second year medical student, recognized the importance of preparing future health care leaders through interprofessional training and exposure to interprofessional collaboration. Jarrett's proposal was titled "Training Interprofessional Students in Cultural Competencies While Educating Our Community's Adolescents To Reduce Risk Behaviors". His idea was to create a program named Healthcare Student Training and Community Outreach, which was focused on aiding interprofessional student training through real-world experience while also improving the health of community members through education. Specifically, Jarrett's proposal was to reduce the incidence of sexually transmitted infections and teen pregnancy through an educational program, now known as the New Orleans Adolescent Reproductive Health Program (NOARHP). In 2012, Jarrett's vision of developing a student interprofessional program, the Interprofessional Student Alliance (IPSA), was established. Between 2012 and 2014, three community-based projects that encouraged participation from all six Schools (Allied Health, Dentistry, Graduate Studies, Medicine, Nursing and Public Health) were formed. While independently successful, project leaders understood the value of uniting the existing service projects under one umbrella. In 2015, IPSA was a recipient of the [Alpha Omega Alpha award](#).

Click HERE to return to the home page



Standing, left to right: Targita Barakat, Katherine Shown, and Jordan Yip (Dentist). Sitting: Morgan Wilkins, Johna Gaudin, and

Team Up Student Committee

IPSA Board Officer
IPSA Project Leader



INTERPROFESSIONAL STUDENT ALLIANCE (IPSA)

Contact via email at ipsa@lsuhsc.edu.

- Student-run organization
- Formal organizational structure with a board of directors

2021-2022 IPSA Board Officers:

Allied Health – Emily Jones (Workshops)

Dentistry - Marco Gargano (Finance and Grants)

Graduate Studies – Nathan Sharfman (President)

Graduate Studies – Daniyell Thompson (Program Evaluation)

Medicine – Kelly Chau (Senior Project Liaison)

Public Health – Caitlin Sullivan (Awards)

Vacant – (Communication and Outreach)

- Engage in community projects which promote health
- 7 IPSA Community Projects within the greater New Orleans area
- Leadership experience opportunities, volunteer hours, resume booster
- 2 IPSA Awards (recognized during pre-commencement ceremonies and recipient of a graduation cord)



STUDENTS FOR SUSTAINABILITY

Fall 2021 – Spring 2022

Student Leader

Hannah Kramer

(hkram1@lsuhsc.edu)

Faculty Advisor

Dr. Donna Williams, MPH, DrPH

(dwilli3@lsuhsc.edu)



What We Do

SUSTAINABILITY FOR LSUHSC CAMPUS

The mission of Students for Sustainability (SFS) is to promote awareness of environmental issues, and to initiate and maintain student-run projects that create a more environmentally-conscious campus and surrounding community.

Projects include styrofoam reduction in Tiger's Den Café, campus recycling, and SPH Food Pantry.

RAISED ROOT STUDENT GARDEN

The "Raised Root" Student Garden is a dedicated greenspace in downtown New Orleans where LSUHSC students, faculty, and staff can learn about growing food.

Great techniques
to create delicious,
fresh, and healthy
food

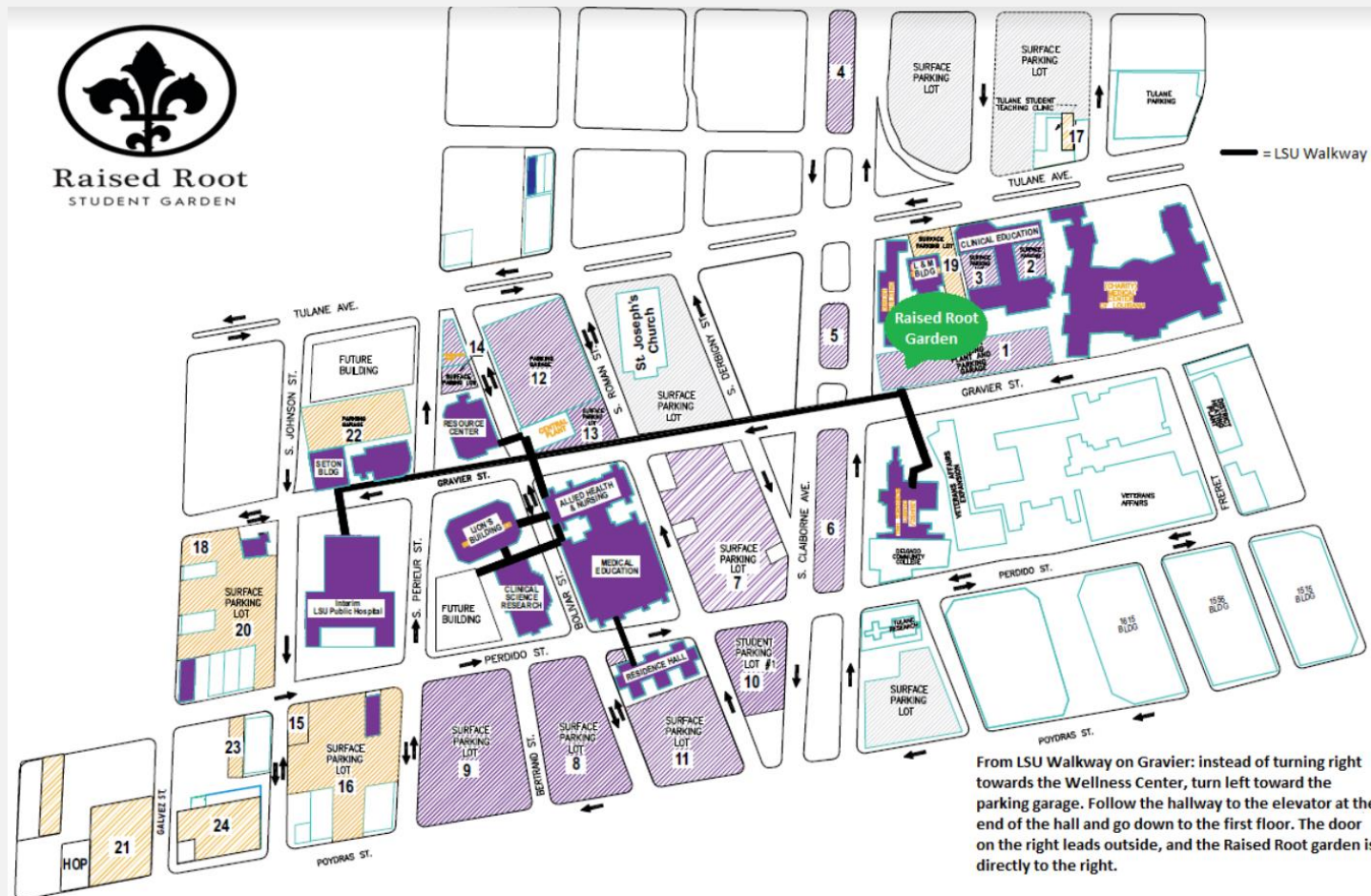


Participants watch as fresh food is prepared in the garden.





Raised Root STUDENT GARDEN




Interprofessional Collaboration



BIG PICTURE

A team-based, patient-centered approach which delivers the highest quality of care resulting in improved health outcomes



Information Technology

Ken Boe

Assistant Vice Chancellor for
Information Technology

@LSUHSCNO_IT



LSUHSC New Orleans IT Organization

PC and LAN Supporters

- Provide IT services that are specific to the school or division.

- School of Allied Health Professions
- School of Dentistry
- School of Medicine
- School of Nursing
- School of Public Health
- School of Graduate

Get to know the
Allied Health PC
Support Team!!!

Central IT

- Provides IT services that are used by everyone.

- **Examples include**

- Firewall and VPN
- User Accounts
- Web and Email
- AV & Videoconferencing
- Network



IT Security Policy

CM 42 – IT Infrastructure Acceptable Use Points to Remember

- Do not share your user ID and password, EVER!

There are some people who will take advantage of an unlocked system.

- Log off or lock any computer when you leave the area

- Do not install software in violation of licensing terms

- Do not waste LSUHSC IT resources (games, audio or video streaming, personal shopping, etc.)

- Do not respond to phishing emails

Only you should know your password. Please protect it.

Seems obvious, right?

As both medical and academic, we are doubly targeted.



Phishing Emails are Evolving

From: LSU Health New Orleans <helpdesk@lsuhsc.edu>
Date: April 20, 2015 at 5:56:14 PM CDT
To: <-----@lsuhsc.edu>
Subject: Important update for -----@lsuhsc.edu (Action Needed)

LSU Health

EXTERNAL EMAIL: EVALUATE

Dear -----@lsuhsc.edu,

Due to high number of inactive accounts on the system, users are advised to sign in to their account(s) within 24 hrs of receiving this notice, to ensure they are able to continue to use the system. Failure to do so may result in account(s) being deactivated and may cause interruption of services or undue errors. Please kindly comply.

Use [this link](#) and [this link](#) to login and confirm your account. Failure to update might process your account(s) as inactive, and you may experience interruption of services or undue errors. Please kindly comply.

Thanks,
IT Help Desk
LSU Health New Orleans


LSU Health

The information transmitted is intended only for -----@lsuhsc.edu and may contain confidential and/or privileged material. Any review, retransmission, dissemination or other use of, or taking of any action in reliance upon, this information by persons or entities other than the intended recipient is prohibited. If you received this in error, please contact the sender and delete the material from any computer.



Phishing Example

Thu 7/7/2016 6:44 AM

 Isuhsc.edu: Email alert

To

Dear Email User

Your [lsuhsc.edu](#) Account has Exceeded its Limit and Needs Verification. if not Verified within 24 hours, your Account with us will be Suspended.

Click the Below Link to Verify your Email Account Now

[Click here](#) to Update

Than you.

Be aware of generic addresses to an individual. LSUHSC-NO knows who you are and will use your name.

The phishers want you to be worried. They want you to click the link without considering whether it is legitimate. LSUHSC will not ask this question.

Be aware of the links, they may take you to a page that looks familiar like an Office 365 login or the VPN login. The next slide contains a real example.



Beware the Links in Email

The below page was on the Internet at one time and was used to fool people into giving away their LSUHSC credentials.

- skylanternsbangalore.com/remote.lsuhs.edu/dana-na/...

← → ↻ skylanternsbangalore.com/remote.lsuhs.edu/dana-na/auth/url_default/welcome.html

LSU Health

Welcome to the
LSU Health Remote Access Portal

Username

Password

Social Security Number(SSN#)

Connection Method

Please sign in to begin your secure session

Help – For password issues please go to <https://www.lsuhs.edu/changepassword>. If you need further assistance, please contact your computer supporter or call the [Help Desk](#).

Connection Methods

Web Connect – Provides access to the web based resources you have been approved to use.


- Webmail
- Intranet
- Citrix Web Interface (Use Network Connect if you require local drive mappings)
- PeopleSoft Self Service
- Moodle
- Web bookmarks

Network Connect – Provides access to the Web Connect resources listed above plus the network resources below. Your computer must meet the health check requirements such as up-to-date antivirus software and critical operating system updates.

- VPN Client
- File bookmarks
- Terminal Services (Remote Desktop)

LSUHSC will not ask for your SSN as part of logging in.

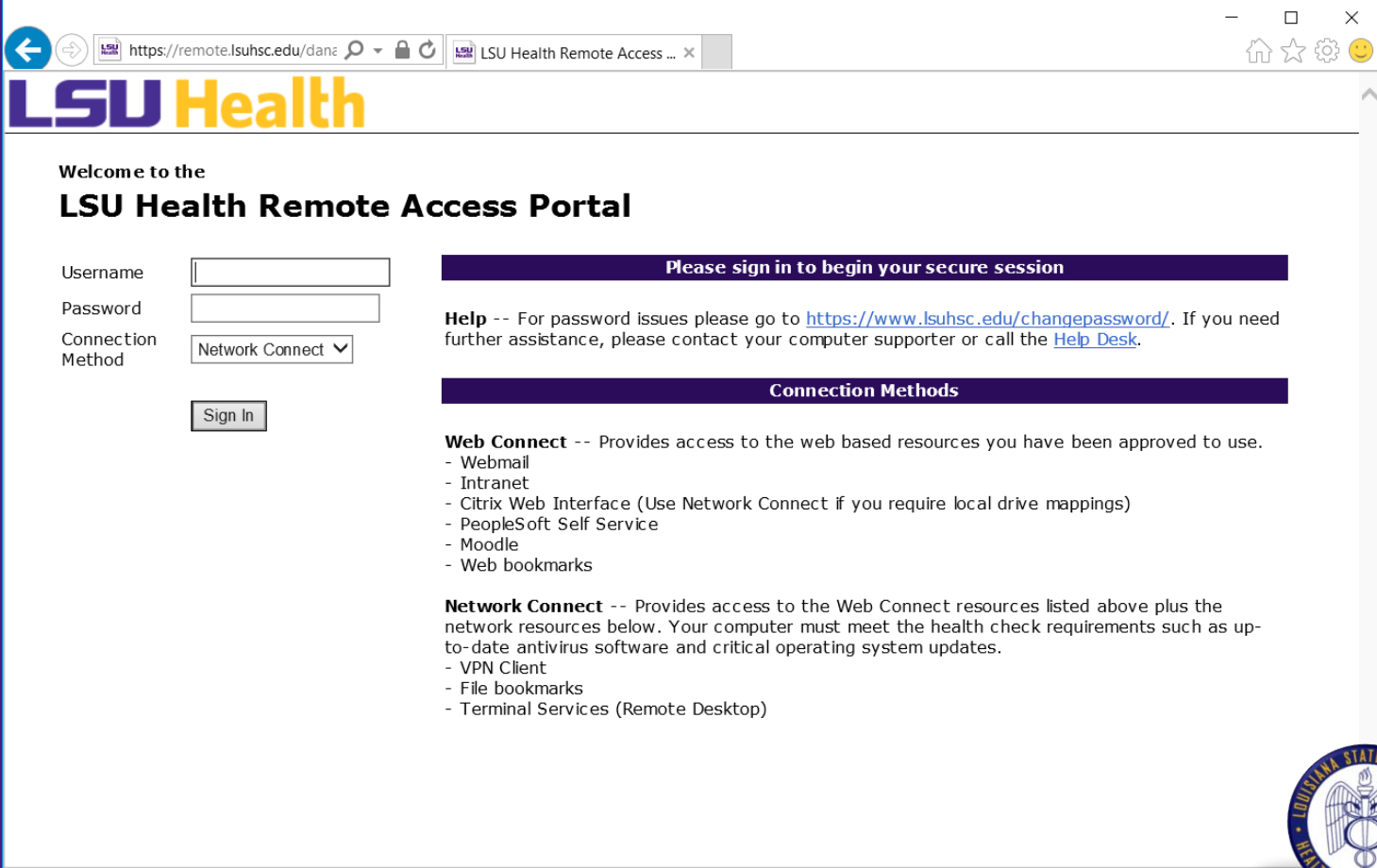
Be careful if the link does not begin with an lsuhsc.edu address



Use Links Known to be Safe

When the previous slide's page was on the Internet the only differences were the link and the SSN entry text box.

- <https://remote.lsuhscc.edu>



The screenshot shows a web browser window with the address bar displaying <https://remote.lsuhscc.edu/danz>. The page title is "LSU Health Remote Access Portal". The main heading is "Welcome to the LSU Health Remote Access Portal". On the left, there are input fields for "Username" and "Password", a "Connection Method" dropdown menu set to "Network Connect", and a "Sign In" button. On the right, there is a section titled "Please sign in to begin your secure session" followed by a "Help" link. Below this is a section titled "Connection Methods" with two sub-sections: "Web Connect" and "Network Connect", each listing available resources.

Welcome to the
LSU Health Remote Access Portal

Username

Password

Connection Method

Please sign in to begin your secure session

Help -- For password issues please go to <https://www.lsuhscc.edu/changepassword/>. If you need further assistance, please contact your computer supporter or call the [Help Desk](#).


Connection Methods

Web Connect -- Provides access to the web based resources you have been approved to use.

- Webmail
- Intranet
- Citrix Web Interface (Use Network Connect if you require local drive mappings)
- PeopleSoft Self Service
- Moodle
- Web bookmarks

Network Connect -- Provides access to the Web Connect resources listed above plus the network resources below. Your computer must meet the health check requirements such as up-to-date antivirus software and critical operating system updates.

- VPN Client
- File bookmarks
- Terminal Services (Remote Desktop)



Additional Threats

Make sure that you back up your files or store them on LSUHSC servers that are backed up

- CryptoWall/WannaCry/Petya
 - Encrypts files and demands a ransom to provide decrypt key
- Point of Sale System Attacks
 - Target, P.F. Chang's, etc.
 - **Be conscious of where credit and debit cards are used** (especially debit cards, because these take money directly from your account)



Data Protection & Security

- Protecting the Confidentiality, Integrity, and Availability (CIA) of LSUHSC data is of the utmost importance.
 - Personnel data
 - Student data
 - Research data
 - Patient data
- Carefully consider when an email is from an external source before taking actions such as:
 - Replying
 - Clicking links
 - Opening attachments
- Security is everyone's job



IT's job



All of our jobs



School of Allied Health Professions

New Student IT Orientation

Steve Hubbard

Quang Tran

Johnny Huynh

Office Locations: SAHP/Nursing Bldg., Room 6A14
and 6A21; HDC Bldg., Room 228

Hours: 8:00AM – 5:00PM, Monday - Friday

<http://alliedhealth.lsuhscc.edu>



A Few Ways We Can Help

FOR SUPPORT, PLEASE SEND AN EMAIL TO:
AHNOPCSUPPORT@LSUHSC.EDU

- Assist with personal account issues
- Assist with network connectivity issues
- Application setup (Citrix, Email on Mobile Device, etc.)
- Clean infected computers
- Tune-up computers
- Print posters
- Present at all electronic exams



Quicklinks appears on every page

LSU Health
NEW ORLEANS

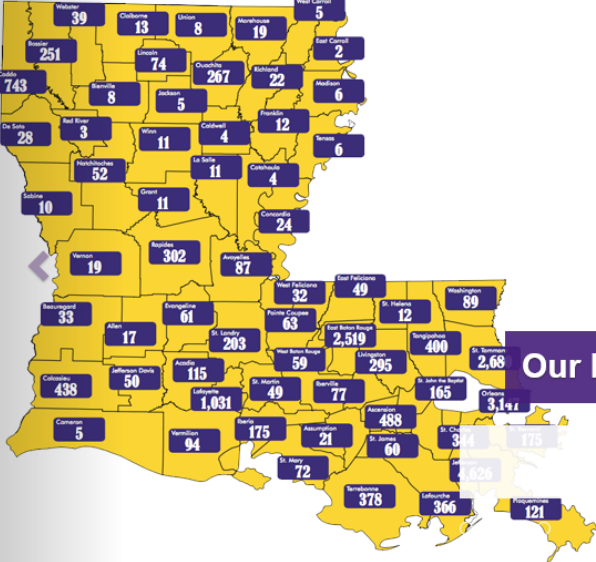
Careers | Contact | Donate | Quicklinks ▼

🏥 Patient Care 🔍 Search

🏠 Allied Health Professions 🏠 Dentistry 🏠 Graduate Studies 🏠 Medicine 🏠 Nursing 🏠 Public Health

Prospective Students / Residents ▾ Patient Care / Visitors ▾ Alumni and Donors ▾ Research ▾ MyLSUHSC Campus Info ▾

ALUMNI



Investing in Tomorrow's Healthcare Professionals

Our Impact

70% of Louisiana physicians trained at LSU

Follow

NEWS

Twitter

f

Instagram

YouTube

Give

Resources

Events

Chancellor

Police

Hotlines

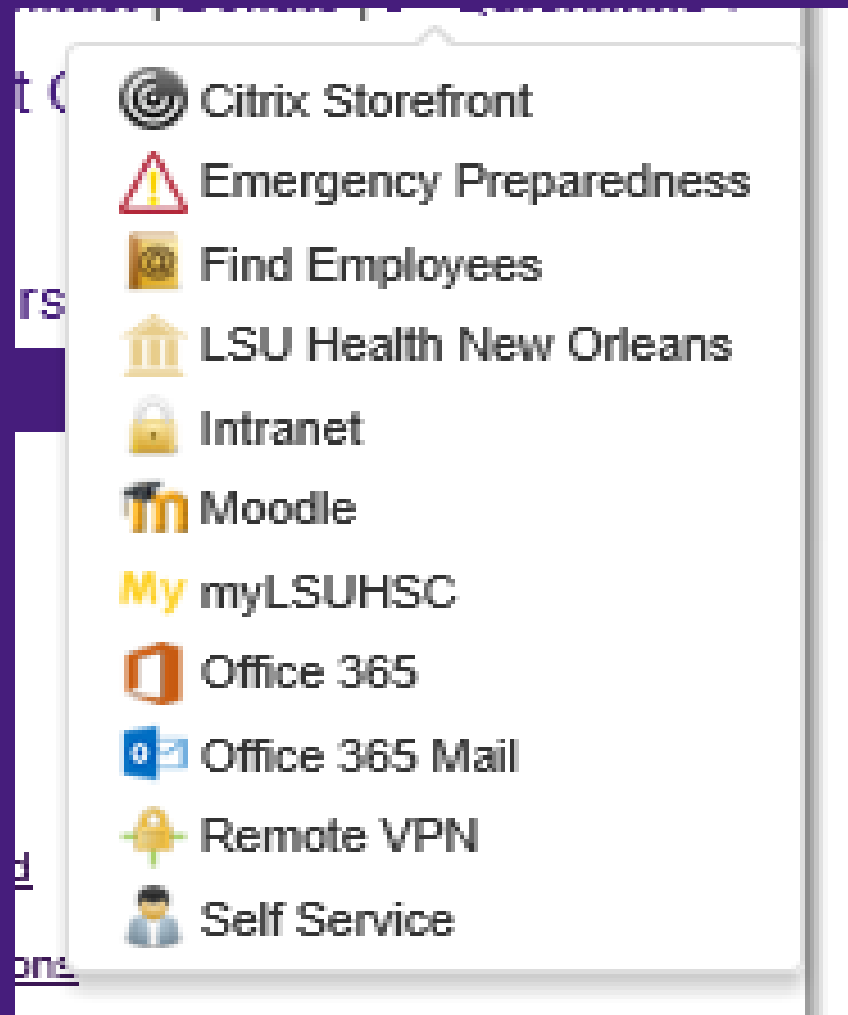
Accreditation

Disclaimer

© 2017 LSU Health New Orleans

Privacy Policy

Quicklinks expanded



MyLSUHSC

(appears on LSUHSC main page only)

The screenshot shows the LSU Health New Orleans website. The top navigation bar includes links for Careers, Contact, Donate, and Quicklinks. Below this is a Patient Care section with a search bar. The main navigation bar lists various departments: Allied Health Professions, Dentistry, Graduate Studies, Medicine, Nursing, and Public Health. The MyLSUHSC link is highlighted in the navigation bar. A large image of a dinosaur head is featured on the page, with a blue arrow pointing to the MyLSUHSC link. A purple box with the text "Dinosaur Discovery" and "LSUHealthNO part of team discovering new species" is overlaid on the image. A "NEWS" icon is also visible. The footer contains links for Follow (Twitter, Facebook, Instagram, YouTube), Give, Resources (Events, Chancellor, Police, Hotlines, Accreditation), Disclaimer, Copyright (© 2017 LSU Health New Orleans), and Privacy Policy.

LSU Health
NEW ORLEANS

Careers | Contact | Donate | Quicklinks ▼

🏥 Patient Care Search 🔍

🏠 Allied Health Professions 🏠 Dentistry 🏠 Graduate Studies 🏠 Medicine 🏠 Nursing 🏠 Public Health

Prospective Students / Residents - Patient Care / Visitors - Alumni and Donors - Research - **MyLSUHSC** Campus Info -

© Dino Pulerà

NEWS

Dinosaur Discovery

LSUHealthNO part of team discovering new species

Follow

NEWS Twitter Facebook Instagram YouTube

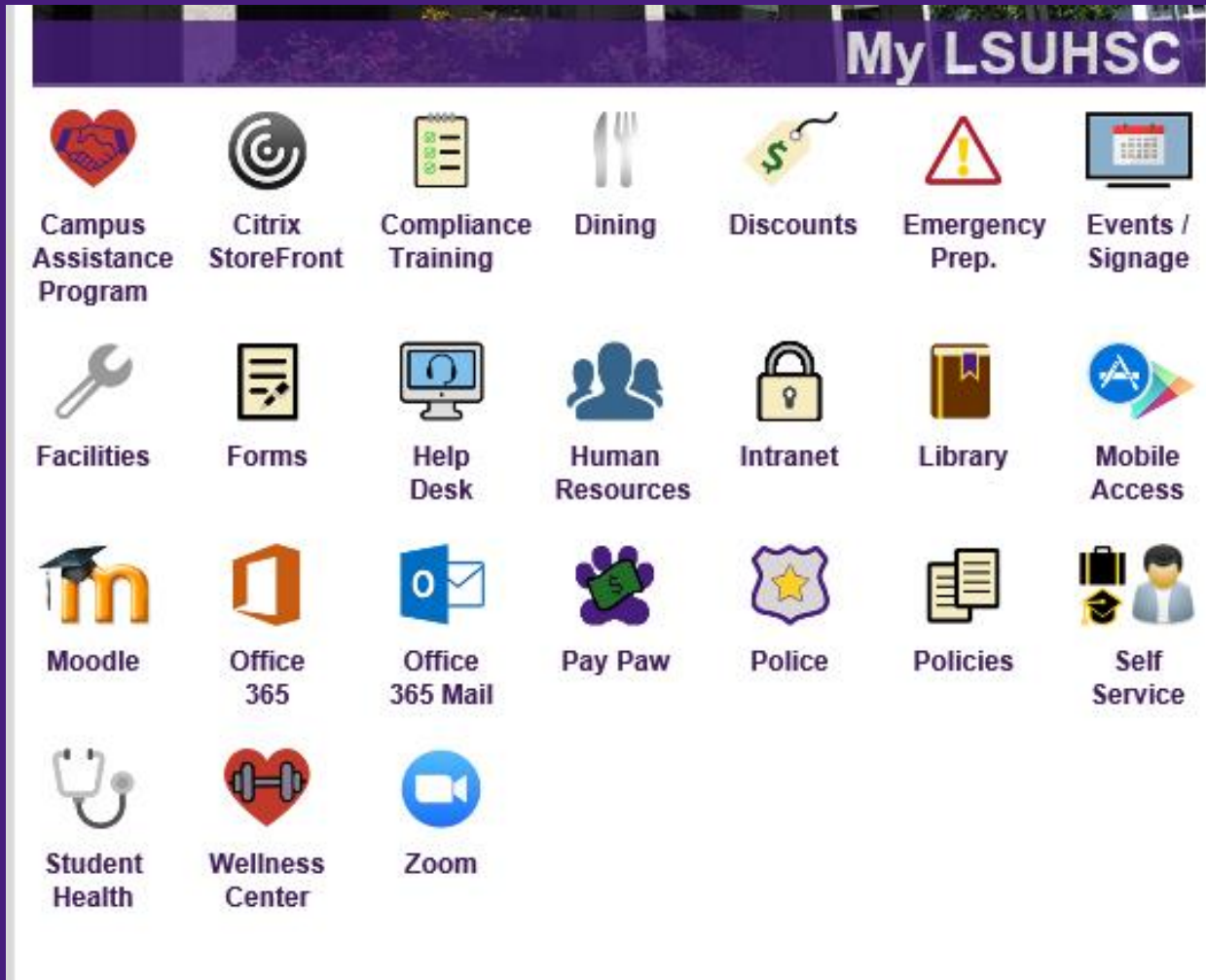
Give

Resources

Events Chancellor Police Hotlines Accreditation

Disclaimer © 2017 LSU Health New Orleans Privacy Policy

MyLSUHSC expanded



****ALLIED HEALTH COMPUTER SUPPORT WEB PAGE****
<http://alliedhealth.lsuhscc.edu/Admin/ComputerSupport.aspx>

Tuesday, April 28, 2020 9:37 AM | 75°F

Administration

Administration Home

Administrative Council

Organizational Chart

Room Reservation Request

Departments

Office of the Dean

Academic Affairs

Student Affairs

Computer Support

Faculty Resources

Staff Resources

School Committees

Compliance

Student Fundraising Form

Computer Support

Steve Hubbard, IT Analyst 4
Email: shubba@lsuhsc.edu
Phone: (504) 568-4422
Fax: (504) 568-4249
Office: Rm. 6A14 in the Nursing/Allied Health Building

Johnny Huynh, IT Analyst 2
Email: jhuyn1@lsuhsc.edu
Phone: (504) 568-3410
Office: Room 228 in the HDC Building

Quang Tran, IT Analyst 3
Email: qtran3@lsuhsc.edu
Phone: (504) 568-5514
Fax: (504) 568-4249
Office: Rm. 6A14 in the Nursing/Allied Health Building

Jonathan Populis, Student Worker
Email: jpopul@lsuhsc.edu
Phone: (504) 568-5514
Fax: (504) 568-4249
Office: Rm. 6A14 in the Nursing/Allied Health Building

IT Support group email ahnopcsupport@lsuhsc.edu
New Orleans Campus Helpdesk: (504) 568-HELP

[Registration Form](#)

[Password Policy](#)

[Change Password](#)

[Wireless Instructions](#)

[Setting up your mobile devices](#)

[CourseEval Access Instructions](#)

[Email Archiving \(Archive LSUHSC\)](#)

[LSUHSC Remote Access \(PC\)](#)

[LSUHSC Remote Access \(MAC\)](#)

[Mapping Homeshare for Windows \(O: drive\)](#)

[Mapping Homeshare for MAC \(O: drive\)](#)

[Mapping P: drive for MAC](#)

[Mapping P: drive for Citrix](#)

[Printing Instructions for PC](#)

[Printing Instructions for MacOS](#)

[Moodle Exam Checklist](#)

[IT Orientation](#)

[Frequently Asked Questions](#)

[Moodle Archive \(prior to version 2.5\)](#)

[Moodle Archive \(version 2.5 and above\)](#)

[Lockdown browser download](#)

[Turnitin PowerPoint Presentation](#)

[TurningPoint Instructions](#)

[Dell Data Protection](#)

[Zoom Instructions](#)

[Citrix Storefront Instructions](#)

[Office 365 Instructions](#)

[Social Media Policy](#)

Password Policy

LSUHSC Password Policy

1. The password must contain characters from three of the four following categories:
 - English upper case letters (A-Z)
 - English lower case letters (a-z)
 - Base 10 digits (0-9)
 - Non-alphanumeric characters: @, #, \$, _
2. The first character must be a lower case or an upper case character (a-z, A-Z).
3. The password must be no less than 10 characters.
4. The password must be different from the previous 14 passwords used.
5. The password must be changed at least every 70 days, and will remain valid for 70 days.
6. The password cannot be changed more than once in 24 hours.
7. The password cannot contain the UserID as a substring.
8. The password cannot contain any token from the user's display name field as a substring. A token is defined as a string of consecutive letters delimited by any non-letter character. Only entire tokens that are at least three characters long are checked; parts of longer tokens are not checked.

Useful Links

Password Creation Tips

http://www.lsuhs.edu/administration/ocp/password_help_page.aspx

LSUHSC Change Password Application

<https://www.lsuhs.edu/changepassword/>

LSUHSC Security Questions

<https://intranet.lsuhs.edu/passwordprotect/>



Network Access

(On Campus)

Wireless access throughout all buildings on campus

Wireless Network Name: LSUHSC-Secure

(Not LSUHSC-Visitor or Eduroam)

Student Computer Labs (Desktop computers with Ethernet connections)
& Print Stations

- Located in nearly all department areas of SAHP
 - Room 7B10 for Physical Therapy
 - Room 8A14 for Occupational Therapy
 - Room 9F1 for Communication Disorders
 - Room 10F9 for Clinical Lab Science
 - Room 229 in HDC for Physician Assistant
 - Room 303 in HDC for Clinical Rehab & Counseling

Library (desktop computers)

- Located on 3rd floor of Resource Center Building



Network Access (Continued)

(Off Campus)

Citrix Storefront

LSUHSC Remote Access (Web Connect)

LSUHSC Remote Access (Network Connect)



Key Processes/Applications

Personal Homeshare (O: drive)

Pay For Print (On Campus)

One Drive for Business (part of Office 365)



Required Software

Recent Version of Microsoft Office*

*Microsoft Office 365 – Free Download

- For PC or Mac

- Login at: <https://portal.microsoftonline.com>

Antivirus/antimalware software – PC and Mac

Respondus Lockdown Browser



Resources

Microsoft Office 365 – Free Download for PC and Mac

Login at: <https://portal.microsoftonline.com>

Respondus Lockdown Browser Download

Link on Allied Health Computer Support home page

To change password/unlock account:

www.lsuhscc.edu/changepassword

HELP DESK (After hours for account assistance only)

504-568-HELP (4357)



Network Rules of Use

- Be aware of e-mail viruses/hoaxes
- Never email your account password
- Surf responsibly
- No internet radio (Spotify, Songza, Pandora, etc.)
- No Netflix, Hulu, Amazon, etc.
- No mass emailings



Testing Center

- HDC Building room 332
- 92 seats with terminals (virtual environment)
- Noise cancelling earmuffs at each seat
- IT support presence at each exam
- Moodle, web-based, and essay exams



Academic Affairs

Dr. Erin Dugan

Technical Standards

Academic Standards

Student Conduct & Professional Behavior

Dress Code

Student Rights & Responsibilities

Student Accommodations



Academic Affairs

Medical Leave

Student Organizations

Awards

Graduation



John P. Isché / Main Library

Resource Center / 3rd Floor



Research & Education
reference@lsuhsc.edu



The Library Commons

Resource Center / 3rd Floor



Open 24hrs / 7days
for LSUHSC faculty, students and staff



The Library Commons

Resource Center / 3rd Floor



- flat screen TV available for use with a laptop
- check out cables & instructions @ Circ desk

Open 24hrs / 7days
for LSUHSC faculty, students and staff



John P. Isché / Main Library

Resource Center / 3rd - 5th Floors



Computers, Copiers,
Printers, Scanners

Floor plans / Layout

Group Study Rooms



Ische Library Hours

Reduced Hours

Monday – Thursday
8am – 8pm

Friday 8am – 6pm

Saturday 9:30am – 6pm

Sunday 11:30am – 8pm



Library's homepage

<https://www.lsuhsoc.edu/library/>

- Bookmark it!
- Everything you need, you can access through this page

The screenshot shows the LSU Health New Orleans Library homepage. The header includes the LSU Health New Orleans logo, navigation links for Careers, Contact, Donate, and Quicklinks, and a Patient Care search bar. A secondary navigation bar lists Allied Health Professions, Dentistry, Graduate Studies, Medicine, Nursing, and Public Health. The left sidebar contains a comprehensive menu of library services and resources, including 'About the Libraries', 'Dental Library', 'John P. Isché / Main Library', 'General Information', 'Visitor/Guest Information', 'Resources' (with sub-links for Browse, Databases, Digital Collections, E-Journals & E-Books A to Z, Help, LibGuides, Library Catalog / INNOPAC, Off Campus Access, PubMed, and Quick Links), 'Services / Departments' (Administration, Circulation, Collection Development, Information Technology, Interlibrary Loan / ILLiad, Research & Education, Serials / Cataloging, Library Home, and Welcome), and 'Library Home'. The main content area features a 'Welcome' message, a 'Library Hours' section for both the John P. Isché (Main) Library and the Dental Library, a search bar with tabs for All Resources, Articles, Books, and Journals, and a chat window. A 'Library News' section on the right provides updates on Thanksgiving hours and mask mandates.

LSU Health
NEW ORLEANS

Careers | Contact | Donate | Quicklinks
Patient Care Search

Allied Health Professions Dentistry Graduate Studies Medicine Nursing Public Health

Thursday, December 9, 2021 10:30 AM 68°F

LIBRARIES

About the Libraries

Dental Library
John P. Isché / Main Library
General Information
Visitor/Guest Information

Resources

Browse
Databases
Digital Collections
E-Journals & E-Books A to Z
Help
LibGuides
Library Catalog / INNOPAC
Off Campus Access
PubMed
Quick Links

Services / Departments

Administration
Circulation
Collection Development
Information Technology
Interlibrary Loan / ILLiad
Research & Education
Serials / Cataloging
Library Home
Welcome

Welcome

The John P. Isché and Dental Libraries serve all LSUHSC-New Orleans students, faculty, residents/fellows and staff with a wide array of services, electronic materials (databases, books and journals), as well as print materials.

Library Hours

John P. Isché (Main) Library
433 Bolivar St.
3rd floor
New Orleans, LA 70112
504-588-6100

Dental Library
1100 Florida Ave.
3rd floor
New Orleans, LA 70119
504-941-8158

Discover LSUHSC Libraries Resources

All Resources Articles Books Journals

Keyword Search

Want to ask a question? Library staff are available to help you find the information you need when you need it, both in person and electronically.

Available Ask a Librarian

Type here to chat. Press ENTER to send.

Library News

Thanksgiving Hours
The LSUHSC Libraries will be closed Thursday, Friday, November 25-26th for the Thanksgiving holiday. The Isché Library will close at 5pm on Wednesday, November 24th and will be closed on Saturday, November 27th but will be open on Sunday, November 28th from 11:00am to 5pm. Both Libraries will be open Monday, November 29th at 8am. And 17 days ago

Mask Mandate On Campus Still in Effect
Despite LSU main campus dropping their mask mandate today, as a healthcare facility, the mask mandate remains in effect on the LSUHSC campus. This was confirmed by an email to all faculty, staff and students from VC of Clinical Affairs, Christine Winters today. The Libraries ask that all library patrons by Justin, 11 days ago



Library's homepage

- Off – Campus Access

The screenshot displays the LSU Health New Orleans Library homepage. The header includes the LSU Health New Orleans logo, navigation links (Careers, Contact, Donate, Quicklinks), a Patient Care link, and a search bar. A secondary navigation bar lists various departments: Allied Health Professions, Dentistry, Graduate Studies, Medicine, Nursing, and Public Health. The main content area is titled 'LIBRARIES' and features a sidebar on the left with a list of library services and resources. The central text explains off-campus access using EZproxy and OpenAthens, providing step-by-step instructions for users with and without an LSUHSC-NO account. A video player at the bottom shows a tutorial for off-campus login.

LSU Health
NEW ORLEANS

Careers | Contact | Donate | Quicklinks ▼

Patient Care Search

Allied Health Professions Dentistry Graduate Studies Medicine Nursing Public Health

Thursday, December 9, 2021 11:00 AM | 68°F

About the Libraries

- Dental Library
- John P. Isché / Main Library
- General Information
- Visitor/Guest Information

Resources

- BrowZine
- Databases
- Digital Collections
- E-Journals & E-Books A to Z
- Help
- LibGuides
- Library Catalog / INNOPAC
- Off Campus Access
- PubMed
- Quick Links

Services / Departments

- Administration
- Circulation
- Collection Development
- Information Technology
- Interlibrary Loan / ILLiad
- Research & Education
- Serials / Cataloging
- Library Home
- Welcome

LIBRARIES

Off Campus Access

Off campus access is available using EZproxy and either your LSUHSC-NO e-mail and current password or a Library barcode and PIN.

Use is restricted to faculty, residents, students, and staff of LSU Health New Orleans.

Once your LSUHSC-NO e-mail account is active, you can access all Library resources off campus.

EZproxy

The Libraries use EZproxy to allow access to resources when off campus with either your e-mail or a Library barcode.

- Log in using the link to [OpenAthens](#) with your LSUHSC-NO full e-mail address and current network password.
- If you are an eligible user without an LSUHSC-NO e-mail account or if you choose to log in using a Library barcode and PIN, you will need to fill out a [patron registration form](#), be assigned a barcode, and create a PIN for your account. [Click here to create your PIN.](#)

OpenAthens direct login

Some resources support logging in directly at the site through OpenAthens using your LSUHSC-NO e-mail. Those sites are available [here](#).

- When prompted to choose an organization, type LSU in the box and select "LSU Health Sciences Center Library."

Want to log in first? [Click here](#)

(After logging in, you will come back to this page.)

Off Campus Login Video

Off Campus Login for LSU Health New Orleans Libraries

Sign in with your organizational account

Sign In

LSU Health Authorized User Disclaimer

Enter your complete LSUHSC-NO e-mail address and your current password

Watch on YouTube



Check Out LibGuide (s) arranged by academic program

Thursday, December 9, 2021 10:38 AM

About the Libraries
Dental Library
John P. Isché / Main Library
General Information
Visitor/Guest Information

Resources
BrowZine
Databases
Digital Collections
E-Journals & E-Books A to Z
Help
LibGuides
Library Catalog / INNOPAC
Off Campus Access
PubMed
Quick Links

Services / Departments
Administration
Circulation
Collection Development
Information Technology
Interlibrary Loan / ILLiad
Research & Education
Serials / Cataloging

Library Home
Welcome

LSU Health
NEW ORLEANS
Division of Libraries

LSU Health New Orleans Libraries / LibGuides / Clinical Rehabilitation and Counseling / Home

Clinical Rehabilitation and Counseling: Home

Selected resources for School of Allied Health Professions' Clinical Rehabilitation and Counseling program.

Home Books Journals Finding the Evidence (EBP) Research Writing Assistance Internship IPE Professional Development Test Prep

Link Resolver Help Need help?

Useful TIPS


- Clin Rehab & Counseling 2021
- PubMed E-mail Workaround
- PubMed Basics
- Off Campus Access
- RefWorks

Welcome

- Department of Clinical Rehabilitation and Counseling

This guide contains information for students in the Department of Rehabilitation Counseling at LSUHSC-NO, which offers a Master of Health Sciences in Rehabilitation Counseling (MHS-RC) degree.

Associate Librarian



Carolyn K. Bridgewater

[Email Me](#)

Contact:
433 Bolivar St., Box 83-1
New Orleans, LA 70112-2223
Phone: 504-568-6104



Use the Virtual Chat / Ask a Librarian

Wednesday, April 22, 2020 4:48 PM | 79°F

About the Libraries

- Dental Library
- John P. Isché / Main Library
- General Information
- Visitor/Guest Information
- Resources
- BrowZine
- Databases
- Digital Collections
- E-Journals & E-Books A to Z
- Help
- LibGuides
- Library Catalog / INNOPAC
- Off Campus Access
- Quick Links
- Read by QxMD
- Services / Departments
- Administration
- Circulation
- Collection Development
- Information Technology
- Interlibrary Loan / ILLiad
- Reference
- Serials / Cataloging
- Library Home
- Welcome

Welcome

The John P. Isché and Dental Libraries serve all LSUHSC-New Orleans students, faculty, residents/fellows and staff with a wide array of services, electronic materials (databases, books and journals), as well as print materials.

Library Hours

John P. Isché (Main) Library	Dental Library
433 Bolivar St. 3rd floor New Orleans, LA 70112 504-568-6100	1100 Florida Ave. 3rd floor New Orleans, LA 70119 504-941-8158

Discover LSUHSC Libraries Resources

All Resources **Articles** **Books** **Journals**

Keyword

Want to ask a question? Library staff are available to help you find the information you need when you need it, both in person and electronically.

Available **Ask a Librarian**

Type here to chat. Press ENTER to send.

Library News

Trial access to T&F Expert Opinions and Expert R...
Taylor & Francis has very generously opened up access to the Expert Opinions and Expert Reviews s...
Apr 7, 2020 10:20 AM

April Faculty Publications
A new selection of articles have been added to the Faculty Publications display in the Ische Libr...
Apr 6, 2020 4:12 PM



ANY QUESTIONS ?

Research & Education
reference@lsuhsc.edu

